

---

**CBSE Class 10 Science**  
**Revision Notes**  
**CHAPTER – 7**  
**CONTROL AND CO-ORDINATION**

---

Living organisms respond to various stimuli like heat, light, cold, touch, pressure etc.

Example : Withdrawal of hand on touching a hot object.

### **Control and Coordination in Animals**

It is brought about in all animals with the help of two main systems

(a) Nervous System

(b) Endocrine System

**Nervous System : Consists of Brain, Spinal network and a huge network of nerves.**

### **Functions**

(i) To receive the information from environment

(ii) To receive the information from various body parts.

(Stimuli → Response)

(iii) To act accordingly through muscles and glands.

**Stimulus** : Any change in environment to which the organisms respond is called stimulus.

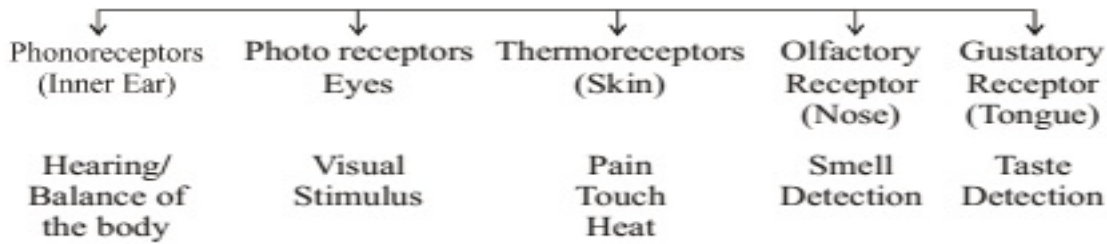
E.g., touching a hot plate.

**Response** : The reaction of our body to a stimulus. E.g. withdrawal of our hand on touching hot plate.

**Coordination**- The working together of various organs of the body of an organism in a proper manner to produce appropriate reaction to a stimulus is called **coordination**.

**Receptors** : Are specialized tips of some nerve cells that detect the information from the environment.

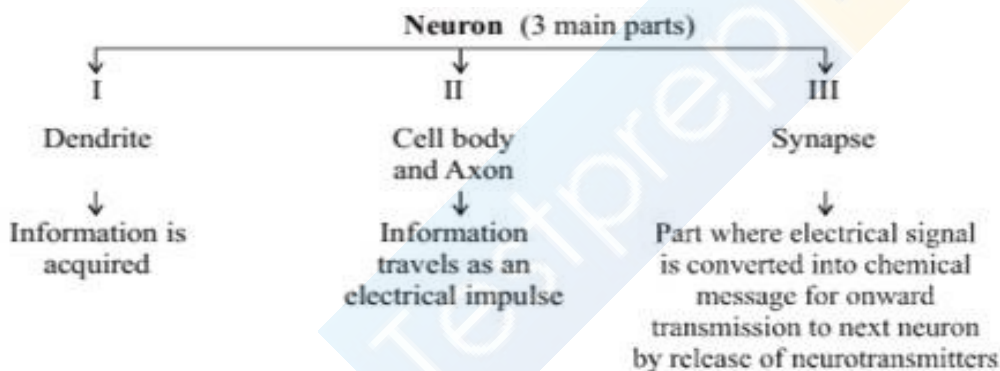
## Receptors are sense Organs



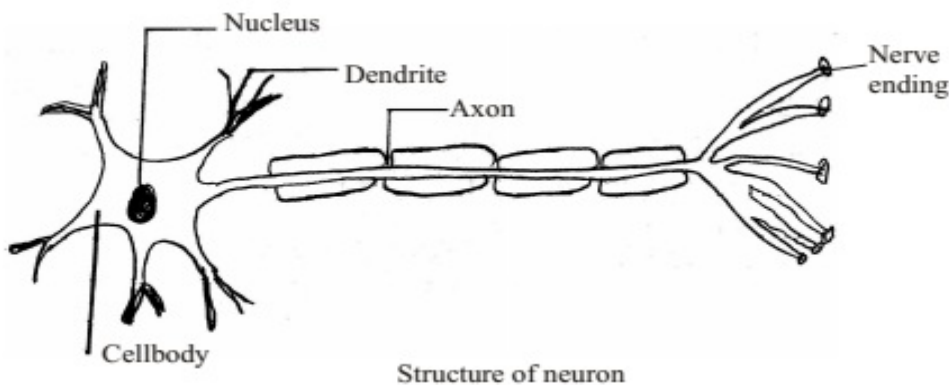
**Neuron** : It is the structural and functional unit of nervous system.

**Neurons** (also known as neurones, nerve cells and nerve fibers) are electrically excitable cells in the nervous system that **function** to process and transmit information. In vertebrate animals, **neurons** are the core components of the brain, spinal cord and peripheral nerves.

The primary components of the **neuron** are the soma (cell body), the axon (a long slender projection that conducts electrical impulses away from the cell body), dendrites (tree-like structures that **receive** messages from other **neurons**), and synapses (specialized junctions between **neurons**).



The axon (**nerve fibre**) transmits electrical signals from the **cell** body. The dendrites are branching fibres that receive electrical signals from other neurons. The shape of a neuron is determined by the job it does.

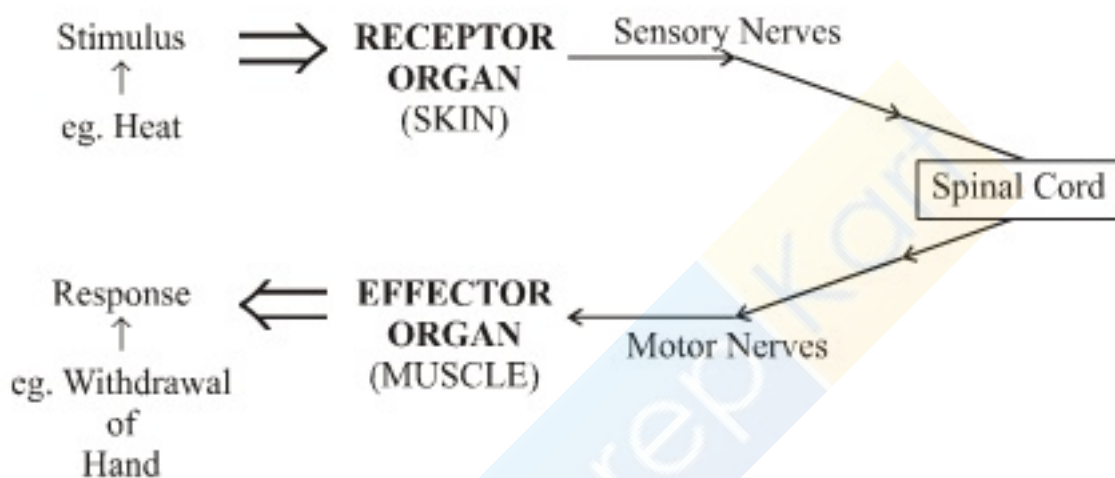


**Synapse** :The point of contact between the terminal branches of axon of one neuron with the dendrite of another neuron is called synapse.

## REFLEX ACTION

Reflex action is an automatic response of the body to a stimulus. e.g. withdrawal of hand, knee jerk etc. on touching a hot plate.

**Reflex arc** : The pathway taken by nerve impulses in a reflex action is called reflex arc.

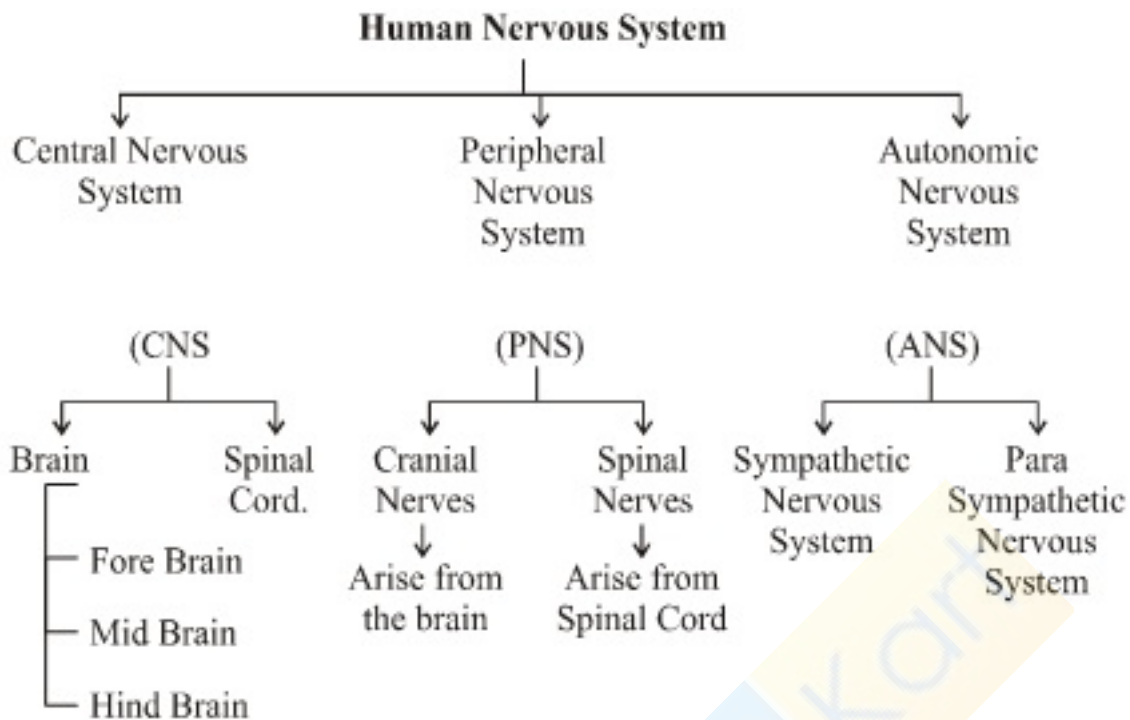


- **Voluntary** means it is under the control of a person (e.g. writing)
- **Involuntary** means it is not under the control of a person. (e.g. heartbeat)

**Mechanism of Reflex action:** A reflex mechanism involves a receptor organ, an effector organ, and some type of communication network. When a sensory receptor is stimulated, signals pass from it along a sensory neuron to the spinal cord. The message travels out of the spinal cord along a motor neuron to the effector organ (e.g., a muscle or a gland), which shows the response. Such a pathway is called a reflex arc. In most cases, however, the basic physiological mechanism behind a reflex is more complicated than the reflex arc theory would suggest. Additional nerve cells capable of communicating with other parts of the body (beyond the receptor and effector) are present in reflex circuits.

**HUMAN NERVOUS SYSTEM** : The **nervous system** of vertebrates (including **humans**) is divided into the central **nervous system** (CNS) and the peripheral **nervous system** (PNS). The (CNS) is the major division, and consists of the brain and the spinal cord. The spinal

canal contains the spinal cord, while the cranial cavity contains the brain.



- **Human Brain** : It is enclosed in cranium (brain box) and is protected by cerebrospinal fluid which acts as a shock absorber. Human brain has three major parts or regions : (a) Fore-brain (b) Mid Brain (c) Hind Brain.

### (a) Fore-brain(CEREBRUM)

Most complex/specialized part of the brain is Cerebrum or the forebrain.

#### Functions

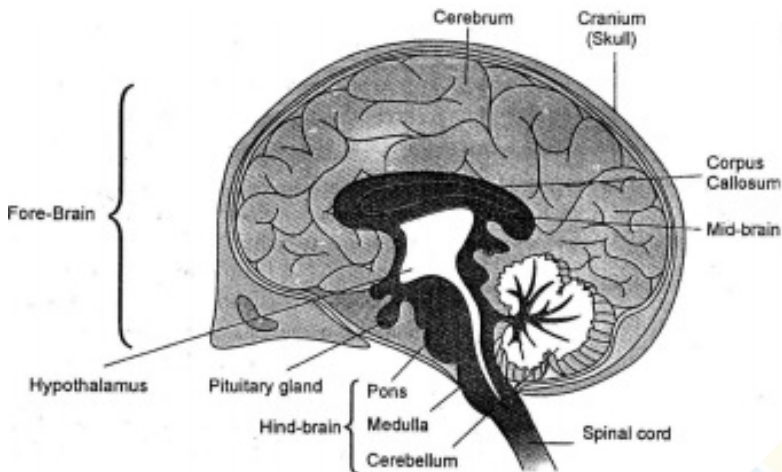
1. Thinking part of the brain
2. Control the voluntary actions.
3. Store information(Memory)
4. Centre associated with **HUNGER**
5. Receives sensory impulses from various body parts and integrates it

### (b) Mid Brain

It connects the fore-brain with the hind-brain. It is the portion of the central nervous system associated with vision, hearing, motor control, sleep/wake, arousal (alertness), and temperature regulation.

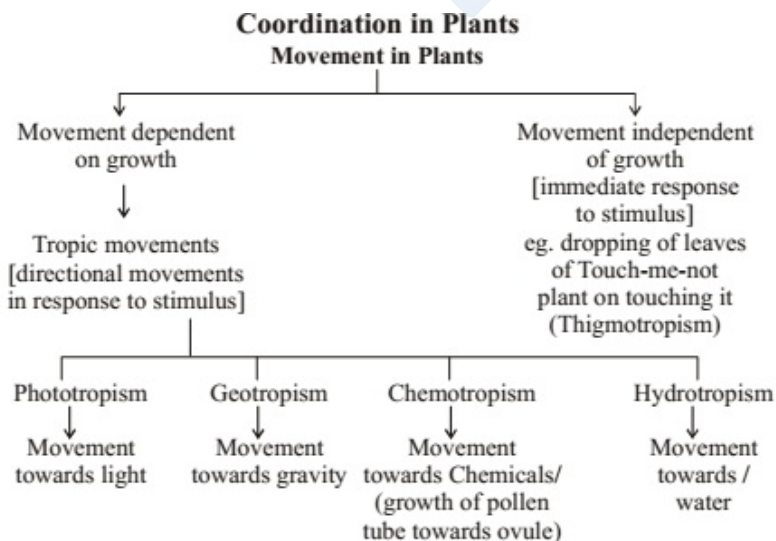
### (c) Hind-Brain

CEREBELLUM	i) Maintains posture and balance of the body. ii) Control body movement.
MEDULLA	Controls involuntary actions eg. blood pressure, salivation, vomiting
PONS	Involuntary action, regulation of respiration



- Brain : The **human brain** is the command center for the **human** nervous system. It receives input from the sensory organs and sends output to the muscles. The **human brain** has the same basic structure as other mammal **brains**, but is larger in relation to body size than any other **brains**
- Brain is protected by a fluid called cerebro-spinal fluid which acts as shock absorber. It has several layers called MENINGES.
- Spinal Cord : Spinal Cord is enclosed in Vertebral column.

### COORDINATION IN PLANTS :



HORMONES are chemical compounds which help to coordinate growth, development and responses to the environment.

- **Plant Hormones** : Main plant hormones are :

(a) **Auxin**: **Auxin** is a plant hormone produced in the stem tip that promotes cell elongation.

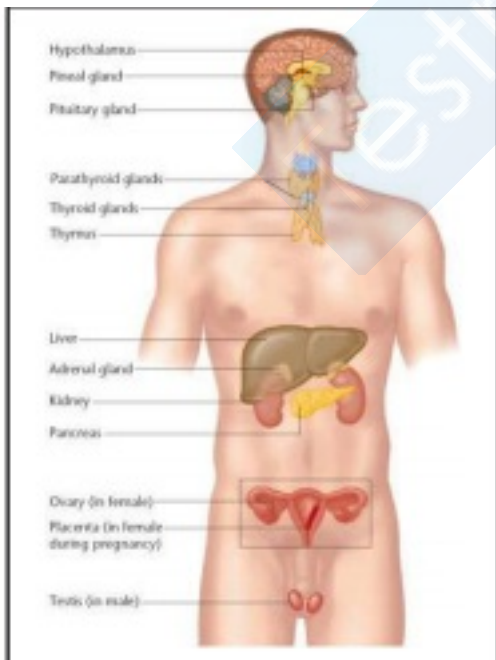
(b) **Gibberellin** : **Gibberellins** (GAs) are plant hormones that regulate growth and influence various developmental processes, including stem elongation, germination, flowering, enzyme induction, and leaf and fruit senescence(falling).

(c) **Cytokinins** : **Cytokinins** (CK) are a class of plant growth substances (phytohormones) that promote cell division, or cytokinesis, in plant roots and shoots. They are involved primarily in cell growth and differentiation, but also affect apical dominance, axillary bud growth, and leaf senescence.

(d) **Abscisic acid** :Inhibits growth, cause wilting of leaves. (Stress hormone).It promotes the closing of stomata (during adverse rough condition) their by reducing the water loss.

**HORMONES IN ANIMALS**

- **Hormones** : Hormones are the chemical substances secreted by the endocrine glands and transmitted by the blood to the tissues on which it has a specific effect.



S.no	Harmone	Endocrine Gland	Location	Functions

1.	Thyroxin	Thyroid	Neck/Throat region	Regulation of metabolism of carbohydrates, fats and proteins.
2.	Growth hormone	Pituitary (master gland)	Mid brain	Regulates growth and development.
3.	Adrenaline	Adrenal	Above both kidneys	Regulation (increasing) of blood pressure, heart beat, carbohydrate metabolism (during emergency).
4.	Insulin	Pancreas	Below Stomach	Reduces and regulates blood sugar level.
5. SEX Hormone	<div style="border: 1px solid black; padding: 2px;">           Testosterone in Males            Oestrogen in females         </div>	<div style="border: 1px solid black; padding: 2px;">           Testes            Ovaries         </div> <div style="font-size: small; text-align: center; margin-top: 5px;">G O N A D S</div>	Genital/lower Abdomen area	Changes associated with puberty (sexual maturity)

Iodised Salt is Necessary because thyroid gland needs iodine to make thyroxine which helps in regulating the metabolism of carbohydrates, fats and proteins. Deficiency of iodine cause a disease called goitre.

**EXAMPLE :**

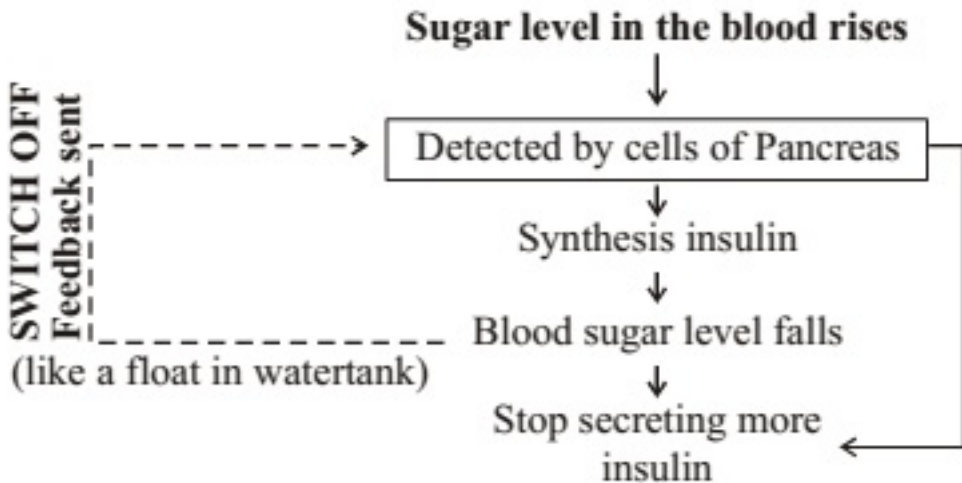
**Diabetes**

**Cause :** It is due to deficiency of Insulin hormone secreted by Pancreas that is responsible to lower/control the blood sugar levels.

**Treatment :** Common diabetes can be controlled by medicine but in severe cases. Injections of insulin hormone are given to the patients.

**Feedback Mechanism**

The excess or deficiency of hormones has a harmful effect on our body. Feedback mechanism makes sure that hormones are secreted in precise quantities and at right time.



### What you have learnt

- Control and coordination are the functions of the nervous system and hormones in our bodies.
- The responses of the nervous system can be classified as reflex action, voluntary action or involuntary action.
- The nervous system uses electrical impulses to transmit messages.
- The nervous system gets information from our sense organs and acts through our muscles.
- Chemical coordination is seen in both plants and animals.
- Hormones produced in one part of an organism move to another part to achieve the desired effect.

A feedback mechanism regulates the action of the hormones.